



SMART SCALE ROUND 6 PROJECT UPDATE

Land Use and Environmental Planning Committee

 Sandy Shackelford

February 21, 2025

Outline

- **Funding Allocation Process**
- **District Grant Program Supplemental Funding**
- **Round 6 Funding Allocations**
- **Staff Recommended Scenario**
- **Round 6 Score Review**
- **Round 7 Planning**

Funding Allocation Process

§ 33.2-358. Allocation of funds to programs

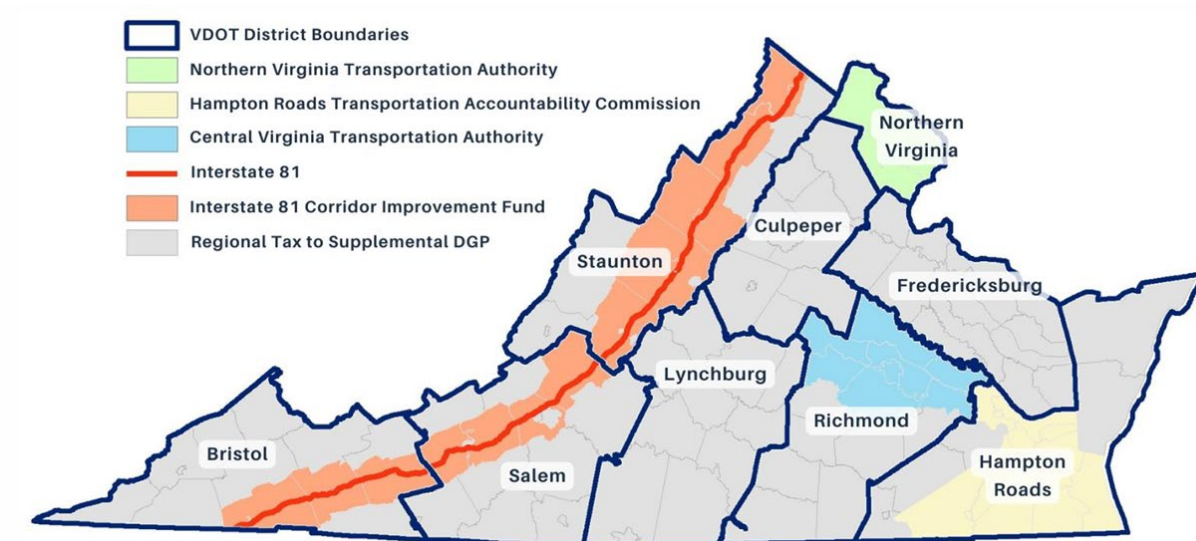
1. Allocate funds for maintenance
2. Set aside funds for administrative and general expenses
3. Remaining funds allocated for construction:
 - 30% State of Good Repair
 - 20% High Priority Project Program (SMART SCALE)
 - 20% District Grant Program (SMART SCALE)
 - 20% Interstate Operations and Enhancement Program
 - 10% Virginia Highway Safety Improvement Program

Increased maintenance expenses directly impact amount available for construction

- FY26-31 Preliminary Six-Year Financial Plan Estimated Allocations reflects additional \$1.6 billion moved from Construction to Maintenance when compared to FY25-30
- Additional severe weather events could further reduce construction funds available

District Grant Program Supplemental Funding

- Funded by the wholesale fuels tax implemented in 2020
- Revenue generated applied to DGP
- Transportation funds programmed six years out
- Large initial infusion needed to be phased in over Rounds 4 and 5
 - Round 4: Four Fiscal Years (2021-2024)
 - Estimated \$393 million
 - Round 5: Five Fiscal Years (2025-2029)
 - Estimated \$666 million
 - Round 6: Two Fiscal Years (2030-2031)
 - Estimated \$243 million
- Round 6 Supplemental DGP funding amount provides a more realistic baseline moving forward



Comparison of Culpeper District Funding Amounts Among Rounds

Funding Program Allocation	Round 1	Round 2	Round 3	Round 4	Round 5	Round 6
District Grant Program	\$54,872,548	\$19,461,690	\$24,574,905	\$112,904,043	\$115,814,917	\$57,044,912
High Priority Project Program	\$25,559,585	\$36,670,555	\$7,007,394	\$51,307,790	\$35,859,314	\$36,406,798
Total	\$80,432,133	\$56,132,245	\$31,582,299	\$164,211,833	\$151,674,231	\$93,451,710

- Round 1 funding reflects phasing in the SMART SCALE program and increased projected revenues from FAST Act.
- Round 2 funding reflects one year of projected funding.
- Round 3 funding reflects two years of projected funding due to transition to biennial application cycle.
- Round 4 and 5 funding reflects phasing in of the Supplemental Fuels Tax.
- Round 6 funding reflects fully phased in Supplemental Fuels Tax.
- High Priority Project Program funding is competitive statewide and not guaranteed.

Round 6 HPP & DGP Estimated Funding Allocations

District	Number of Applications	DGP Available	Previous DGP Cost Increases	HPP Available	DGP Allocated	DGP Remaining	HPP Allocated	Funded in Staff Scenario	Total Allocated
Bristol	20	\$37.0			\$27.2	\$9.8	\$0.0	3	\$27.2
Culpeper	24	\$68.0	-\$6.6*		\$57.0	\$4.3	\$36.4	4	\$93.5
Fredericksburg	34	\$76.2			\$73.5	\$2.7	\$16.8	4	\$90.3
Hampton Roads	31	\$121.6			\$111.9	\$9.7	\$27.3	11	\$139.2
Lynchburg	12	\$85.9			\$82.4	\$3.5	\$0.0	4	\$82.4
Northern Virginia	23	\$97.4			\$88.7	\$8.8	\$0.0	4	\$88.7
Richmond	65	\$104.9			\$82.6	\$22.2	\$255.8	14	\$338.5
Salem	34	\$64.3			\$53.9	\$10.3	\$0.0	3	\$53.9
Staunton	27	\$39.4	-\$6.0		\$25.3	\$8.1	\$44.7	6	\$69.9
Statewide HPP				\$384.7					
Total		\$694.6		\$384.7	\$602.5	\$79.5	\$381.0	53	\$983.6

February 2025 SMART SCALE Budget Transfer Requests

#HB2.FY17 - East High Streetscape Improvements

#HB2.FY17 - Emmet Street Corridor Streetscape & Intersections

#SMART22 - Route 600/618 Intersection Improvements

#SMART22 - Route 17 and Balls Mill Road R-CUT

#SMART22 - Rte. 231 / High Street (Gordonsville) Roundabout

#SMART22 - Roundabout at Rte. 55 and Rte. 709

#SMART22 - Rte 29/Broad Run Church Rd Int. Improvements

#SMART24 - Rte 15 BUS/3/522 Orange Road Roundabout & Sidewalks

#SMART24 - Old Brandy Road Sidewalk to Rte 15/29 BUS

#SMART22 - US 29 and Fontaine Ave Interchange Improvements*

#SMART24 - Rte 743 Hydraulic/District Ave Roundabout*

***High Priority Program Projects**

Round 6 OIPI Recommended Scenario: Culpeper District

Application ID	Project	Organization	Total Cost	SMART SCALE Request	SMART SCALE Score	Step Funded
11573	Rt. 229, Rt.694 Double Lane Roundabout	Culpeper County	\$22,963,251	\$22,963,251	7.47	DGP
11794	Ira Hoffman Roundabout	Culpeper Town	\$20,941,406	\$20,941,406	6.70	DGP
11487	US250/Peter Jeff. Pkwy and Rolkin Road Pipeline Bundle	Charlottesville-Albemarle MPO	\$36,406,798	\$36,406,798	6.70	HPP
11732	Lee Highway and Branch Avenue Intersection Improvement	Warrenton Town	\$13,140,255	\$13,140,255	5.60	DGP
Total Staff Recommended - 4			Total	\$93,451,710	\$93,451,710	

CA-MPO Projects not recommended for funding:

High Priority Project Program

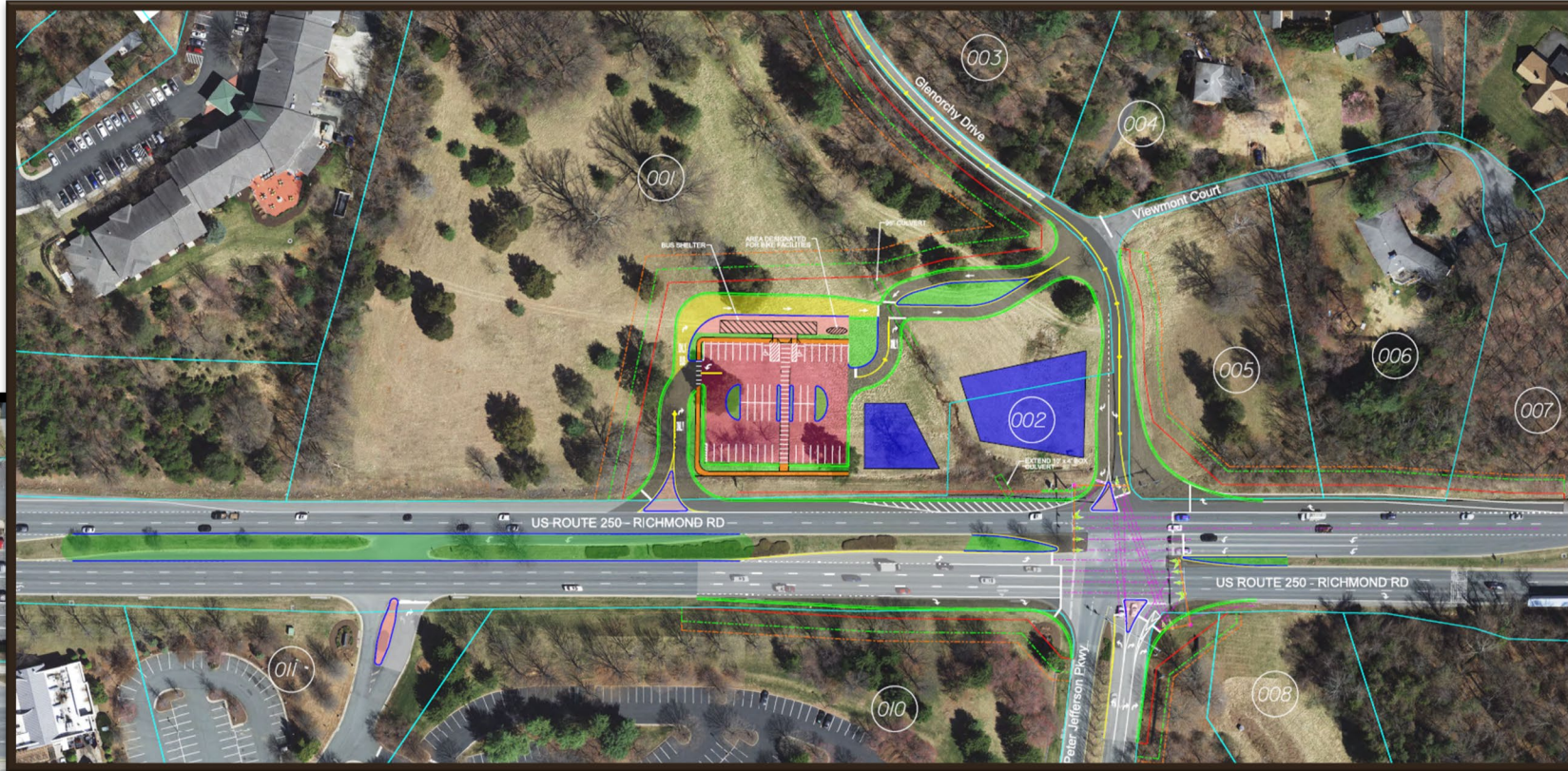
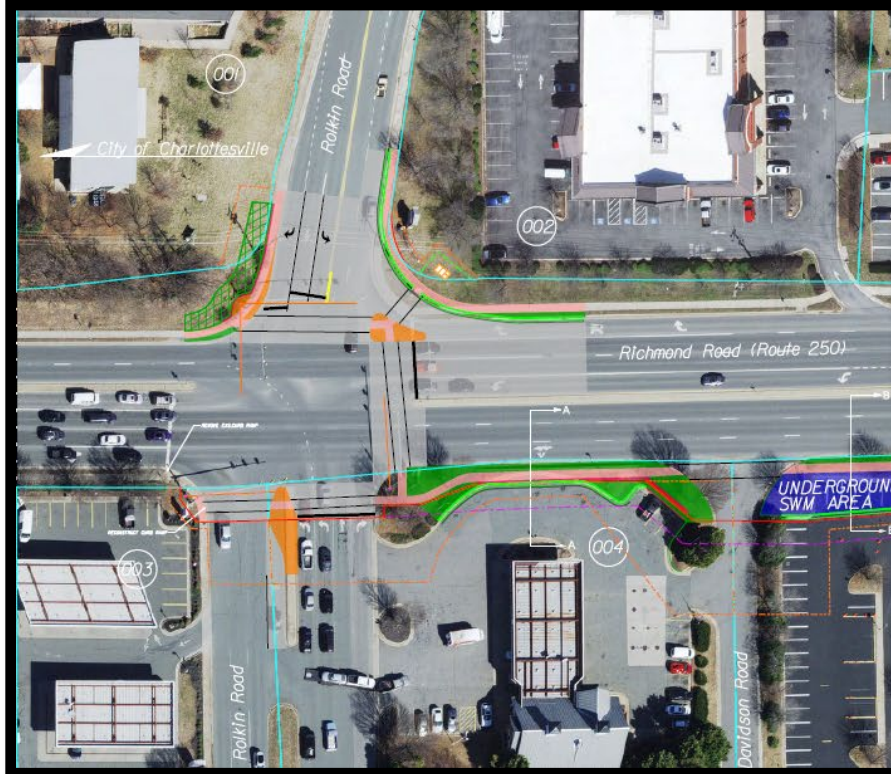
- I-64/Fifth Street Interchange Improvements (Exit 120) (\$79.0M; 139/270)
- Barracks Road Pipeline US 29/250 Interchange and SUP (\$93.9M; 142/270)
- Barracks Road Pipeline Corridor Improvements (\$130.6M; 153/270)

District Grant Program

- Old Trail Drive and US 250 West Intersection Improvements (\$16.7M; 74/270)
- Barracks Road and Georgetown Road Improvements (\$37.7M; 80/270)
- Rio Road and Hillsdale/Northfield/Old Brook Improvements (\$45.9M; 174/270)

SMART SCALE Rd 6

US 250 - Peter Jefferson Parkway and Rolkin Road Intersection Improvements



Round 6 Data Review

Score	Statewide	Culpeper District
Median	2.27	3.7
Maximum	27.71	7.47
Minimum	0	1.57
Average	3.53	3.77

DGP Funding Recommendation	Statewide	Culpeper District
Highest Cost	\$57,371,621	\$22,963,251
Lowest Cost	\$1,825,592	\$13,140,255

HPP Funding Recommendation	Statewide	Culpeper District
Highest Cost	\$45,990,644	\$36,406,798
Lowest Cost	\$10,507,440	\$36,406,798

Culpeper District Rankings:

- 24 projects submitted in the Culpeper District
- 7 (29.2%) projects scored in the top 25%
- 18 (75%) projects are in the top 50%
- All projects were in the top 65%

Next Steps

February to April – Commonwealth Transportation Board (CTB) to consider potential revisions to staff recommended funding scenario

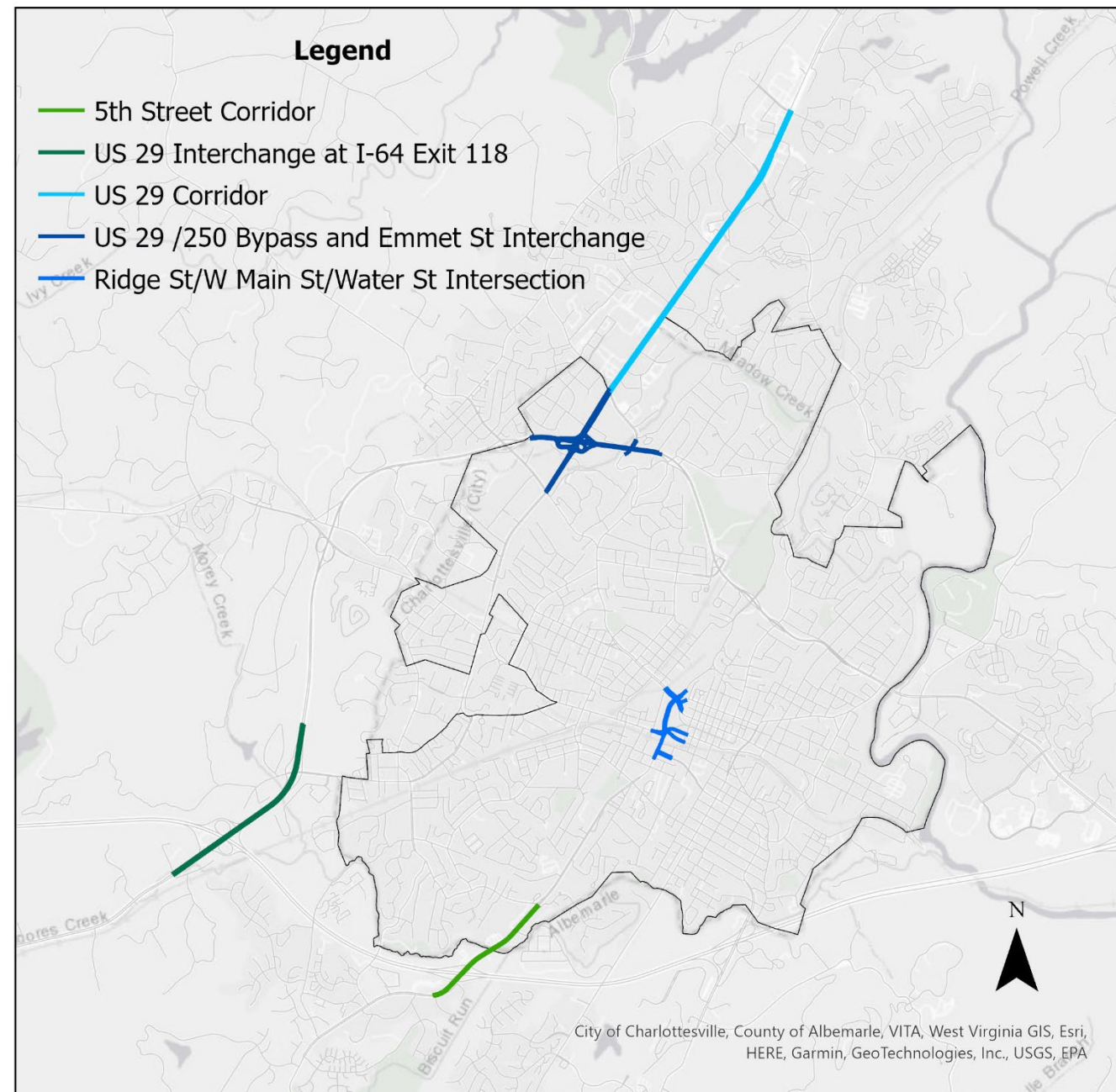
April to May – Public hearings (Spring SYIP Meetings) on staff recommended scenario and any potential revisions

May CTB meeting – Consensus funding scenario developed

June CTB meeting – Adoption of Six-Year Improvement Program

Planning for Round 7

- **STARS and Pipeline planning studies will identify eligible improvements for Round 7 applications**
- **Five studies slated for CA-MPO area**



Questions